

Incorporating Alternative Definitions of Health Inequity in the Measurement: A Three-stage Approach

Yukiko Asada, Jeremiah Hurley,
Ole Frithjof Norheim, and Mira Johri

Social Policy and health Inequalities: International Perspective

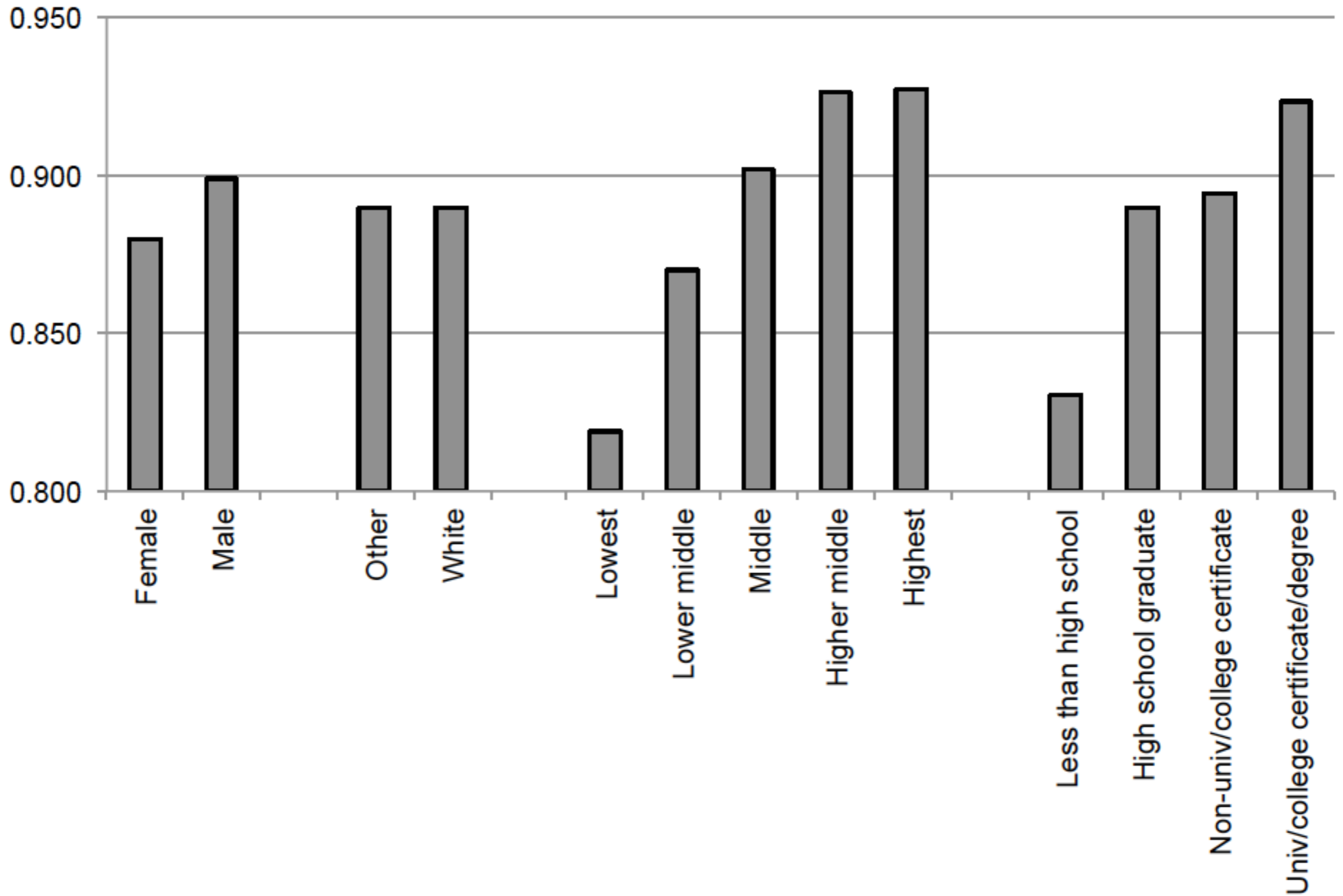
Montreal, May 8, 2014

Measurement of health inequities



- Fundamental to all health equity initiatives
- Complex, requiring considerations for ethics, methods, and policy
- Requires advancement in each and its integration
- Growing emphasis on the importance of:
 - distinguishing health inequity from health inequality
 - being explicit and transparent about definitions of health inequity in the measurement exercise

HUI



Data source: Canadian sample of 2002-03 Joint Canada/United State Survey of Health (JCUSH)

The objective



- To propose a three-stage approach that explicitly and transparently incorporates alternative definitions of health inequity

Three-stage approach

- Measures the following in a systematic and comparable manner:
 - Univariate health inequality
 - Univariate health inequity
 - Bivariate health inequities

Three-stage approach

- Measures the following in a systematic and comparable manner:

- Univariate health inequality

Distribution of observed health across individuals regardless of its association with other attributes

- Univariate health inequity

Distribution of unfair health across individuals

- Bivariate health inequities

Independent associations between unfair health and ethically and policy relevant attributes

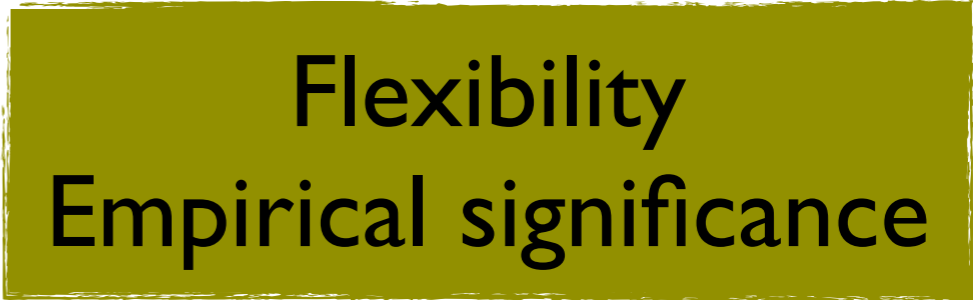
Three-stage approach

- Measures the following in a systematic and comparable manner:
 - Univariate health inequality
 - Univariate health inequity
 - Bivariate health inequities




Transparency
Empirical significance

Three-stage approach

- Measures the following in a systematic and comparable manner:
 - Univariate health inequality
 - Univariate health inequity ← 
 - Bivariate health inequities

Three-stage approach

- Measures the following in a systematic and comparable manner:
 - Univariate health inequality
 - Univariate health inequity
 - Bivariate health inequities
- 
- Transparency
Beyond group averages

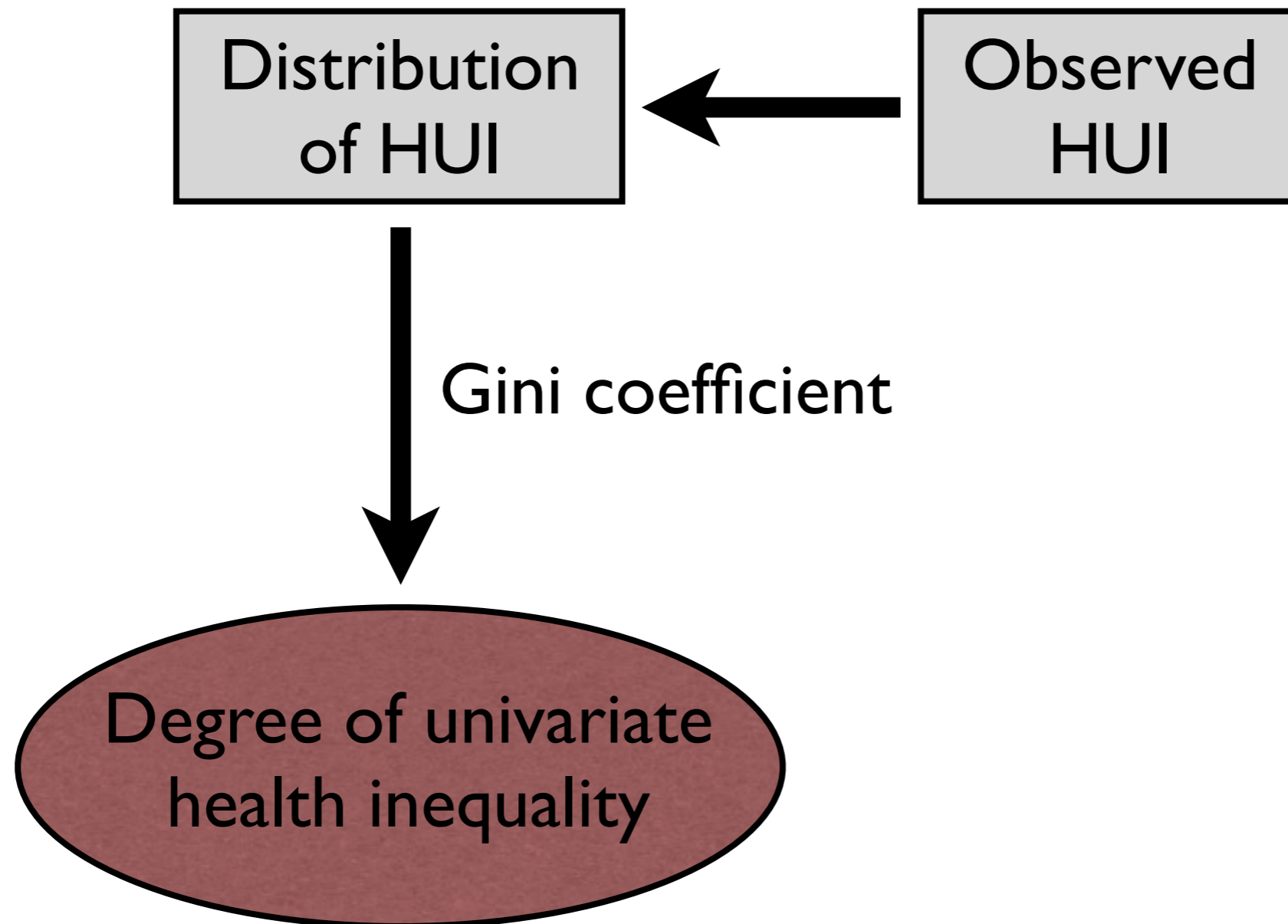
Methods



Data and variables

- 2002-03 Joint Canada/United States Survey of Health (JCUSH)
 - Conducted by Statistics Canada and the US National Center for Health Statistics
 - Target population: non-institutionalized Canadian and American adults (18+)
 - Complex survey design
 - Canadian sample size for analysis: 3057
- Health measured by the Health Utilities Index Mark 3 (HUI)
- Determinants of health: demographics, socioeconomic status, health behaviour, and health care factors

Analytical step I: Measuring univariate health inequality



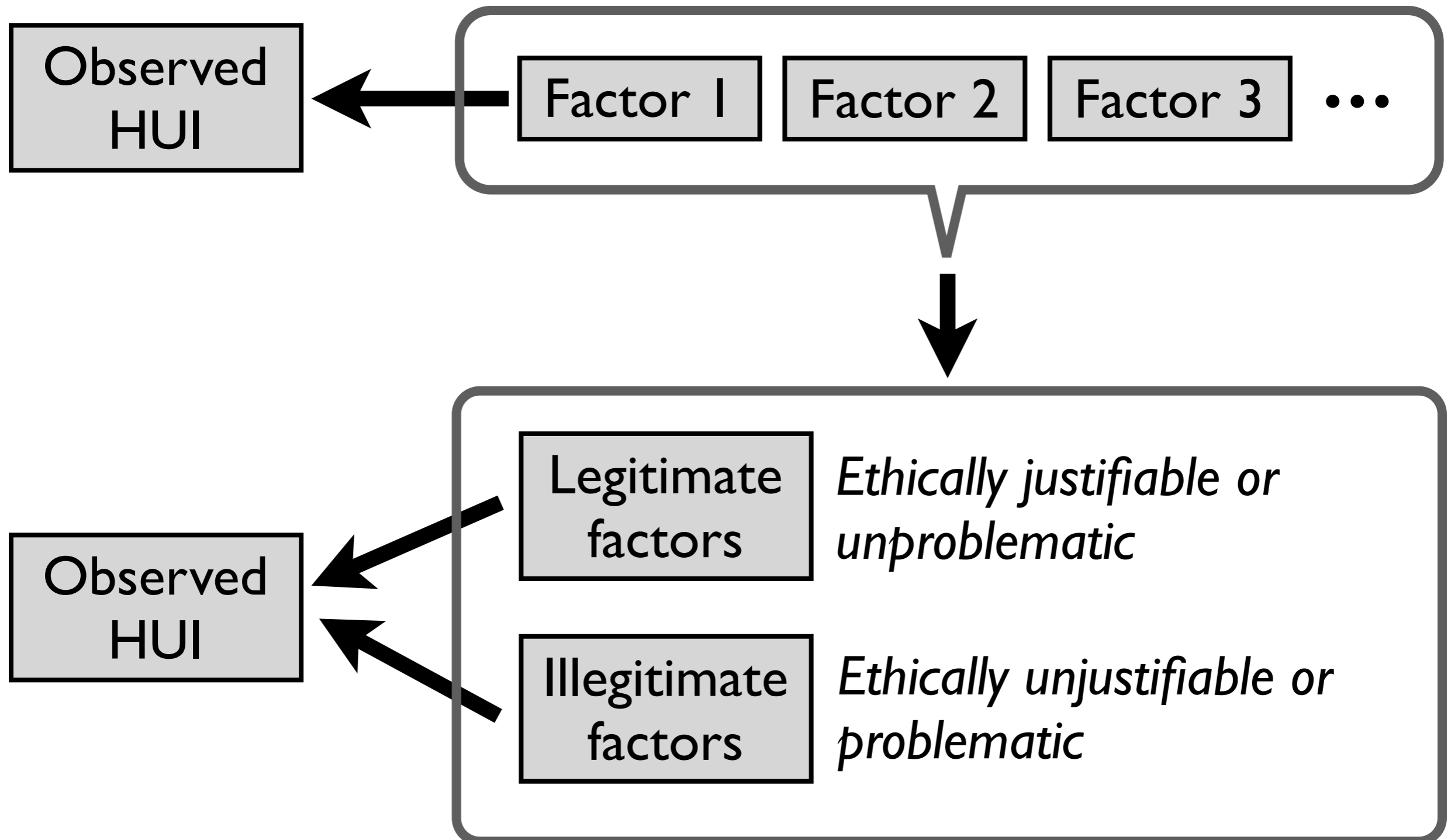
Analytical step 2: Measuring univariate health inequity

- Estimating *unfair* HUI from observed HUI
 - i. Modeling HUI
 - ii. Defining legitimate vs. illegitimate factors
 - iii. Standardizing fairness
- Quantifying the distribution of unfair HUI
(Fleurbaey & Schokkaert 2009)

i. Modeling HUI



ii. Defining legitimate vs. illegitimate factors



Definitions of health inequity

- Equal opportunity for health
 - Health outcome due to factors beyond individual control is unfair
- Policy amenability
 - Health outcome due to factors amenable to policy intervention is unfair

**Fleurbaey-Schokkaert
Category**

Health endowments

Individual preferences

Available information

Social background

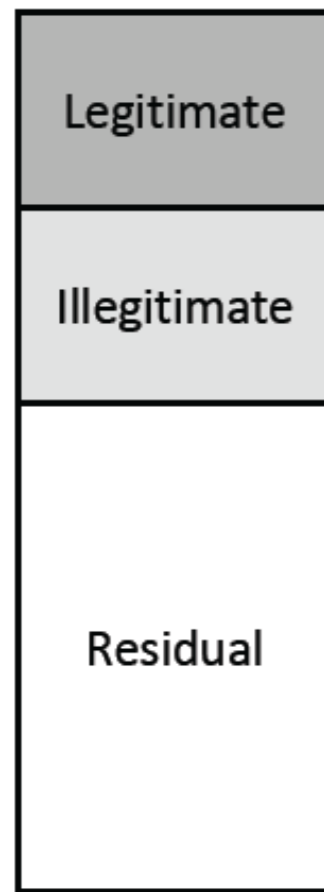
Health care supply

Fleurbaey-Schokkaert Category	Variable
Health endowments	Age
Individual preferences	Smoking, BMI, physical activity
Available information	Education
Social background	Income, income x smoking, race, country of birth, marital status, sex
Health care supply	Basic health care and quality of health care variables

Fleurbaey-Schokkaert Category	Variable	Equal opportunity for health	Policy amenability
Health endowments	Age		
Individual preferences	Smoking, BMI, physical activity		
Available information	Education		
Social background	Income, income x smoking, race, country of birth, marital status, sex		
Health care supply	Basic health care and quality of health care variables		

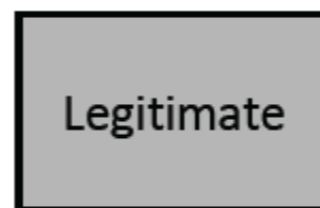
Fleurbaey-Schokkaert Category	Variable	Equal opportunity for health	Policy amenability
Health endowments	Age	Legitimate	Legitimate
Individual preferences	Smoking, BMI, physical activity	Legitimate	Illegitimate
Available information	Education	Illegitimate	Illegitimate
Social background	Income, income x smoking, race, country of birth, marital status, sex	Illegitimate	Illegitimate
Health care supply	Basic health care and quality of health care variables	Illegitimate	Illegitimate

iii. Standardizing fairness (indirect standardization)



Observed
HUI

iii. Standardizing fairness (indirect standardization)

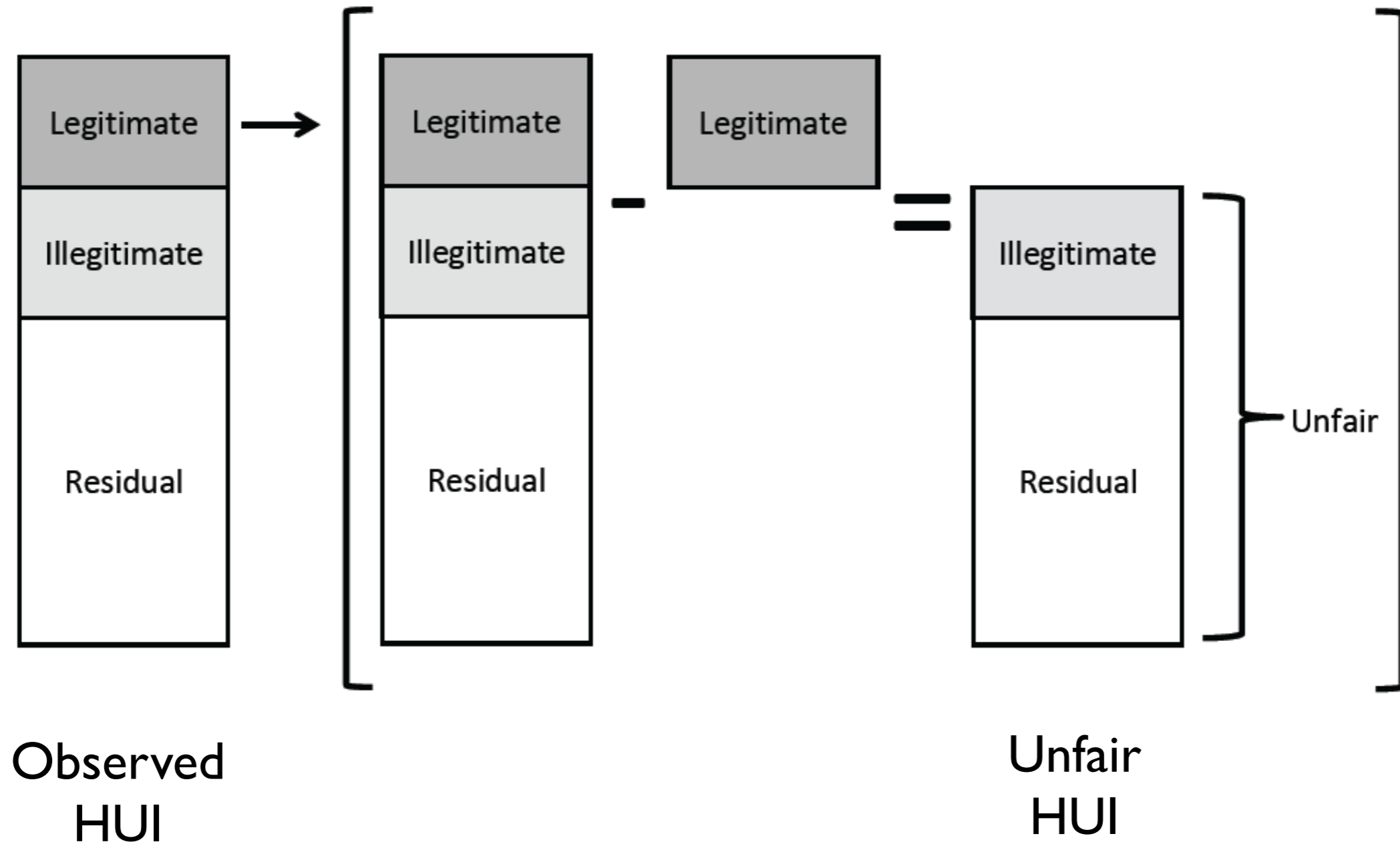


Fair


What would be the HUI if it were only influenced by legitimate factors?

Observed
HUI

iii. Standardizing fairness (indirect standardization)



Quantifying the distribution of unfair HUI



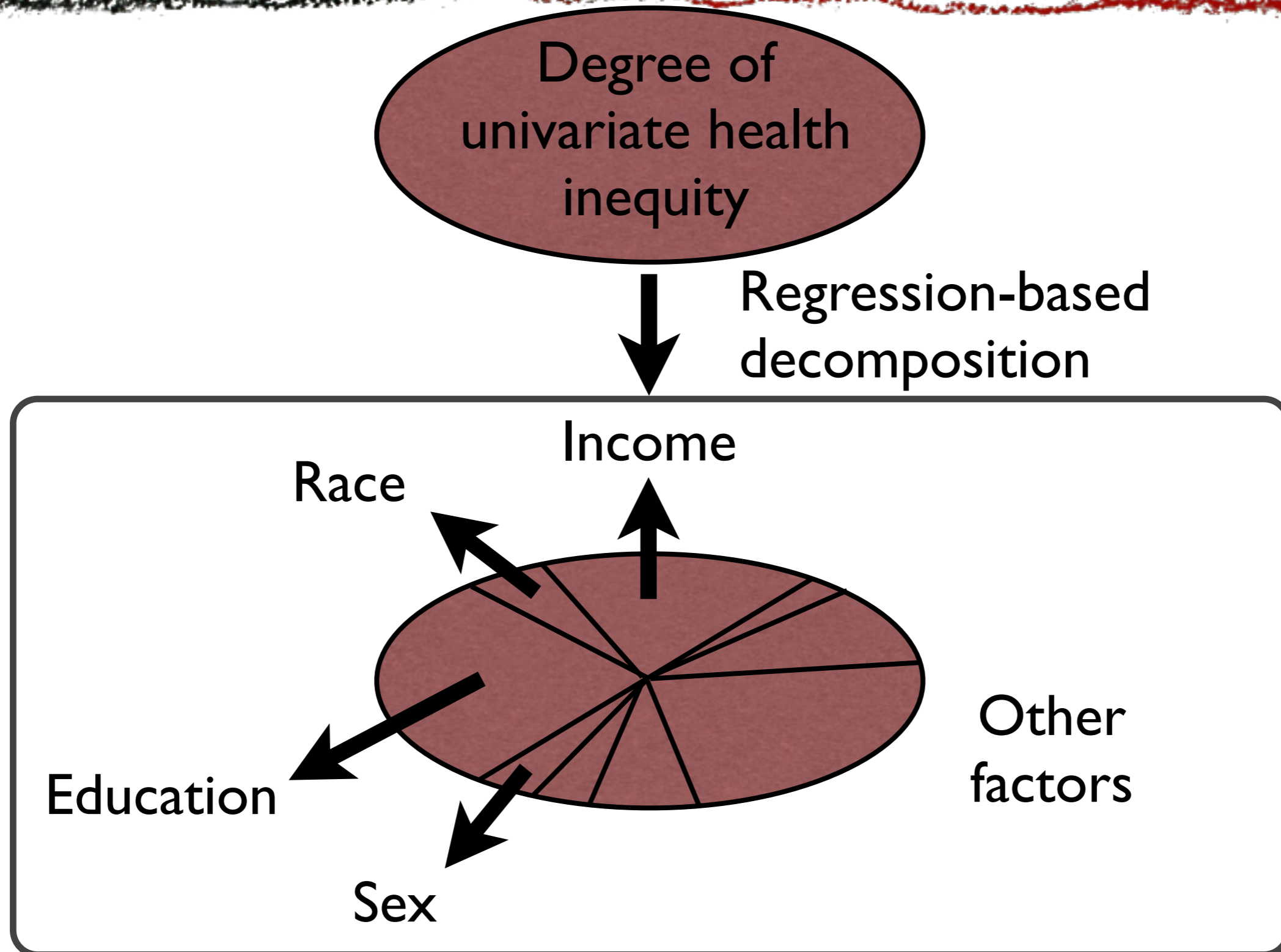
Two definitions of health inequity

Gini coefficient

```
graph TD; A[Distribution of unfair HUI] --> B((Degree of univariate health inequity))
```

A diagram showing a vertical arrow pointing downwards from the "Distribution of unfair HUI" box to a dark red oval. The text "Gini coefficient" is positioned to the right of the arrow. The oval contains the text "Degree of univariate health inequity".

Analytical step 3: Measuring bivariate health inequities associated with ethically and policy-relevant attributes



Results



Gini

0.12

0.11

0.10

0.09

0.08

0.07

0.06

0.05

Unequal

Equal



Gini

0.12

0.11

0.10

0.09

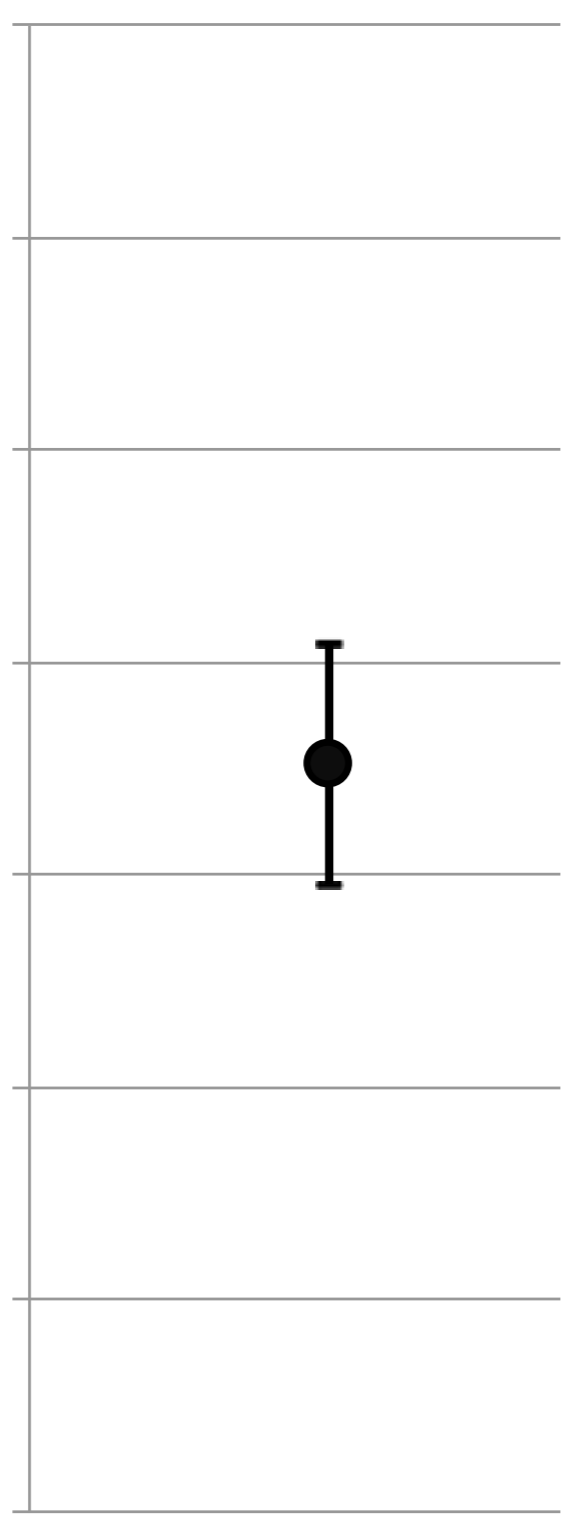
0.08

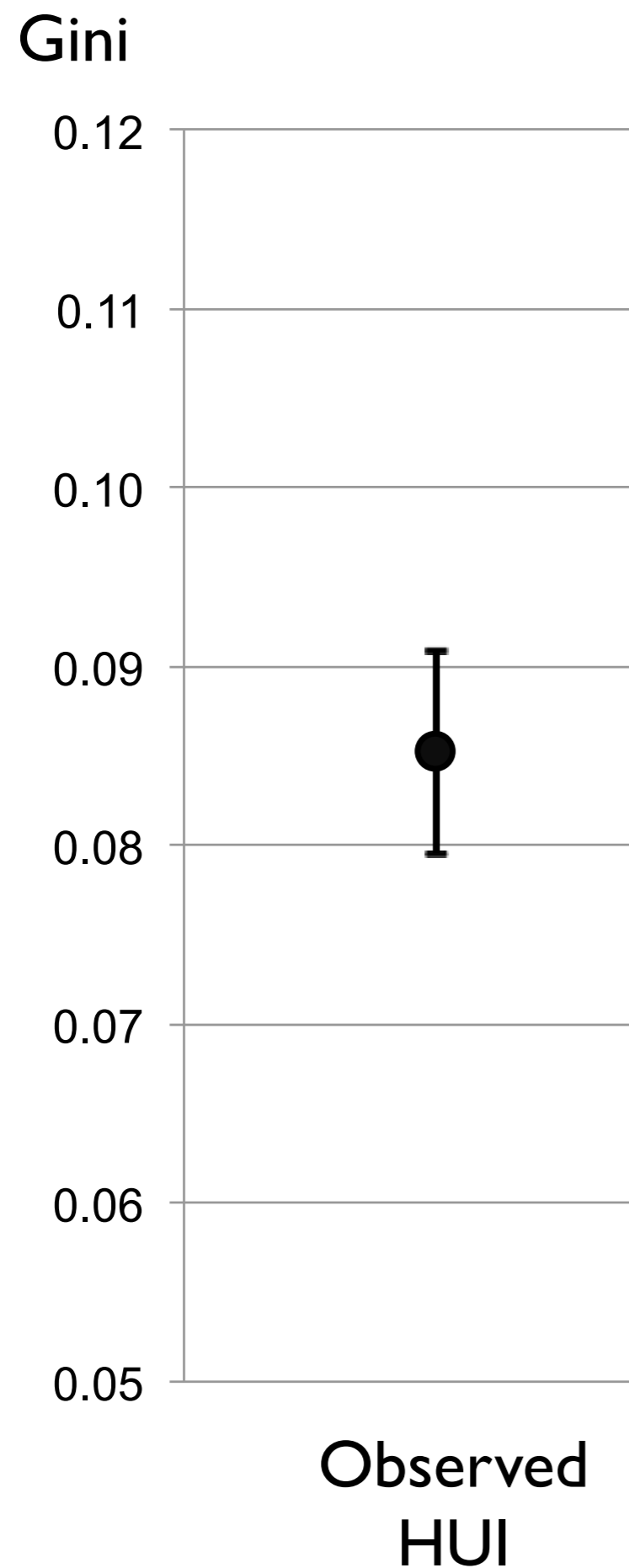
0.07

0.06

0.05

Observed
HUI





Gini: 0.085, mean HUI: 0.889

**Expected mean difference in HUI among two persons randomly chosen in Canada: 0.151
(= $0.085 \times 2 \times 0.889$)**

5 times more than minimally clinically significant HUI, 0.03

Gini

0.12

0.11

0.10

0.09

0.08

0.07

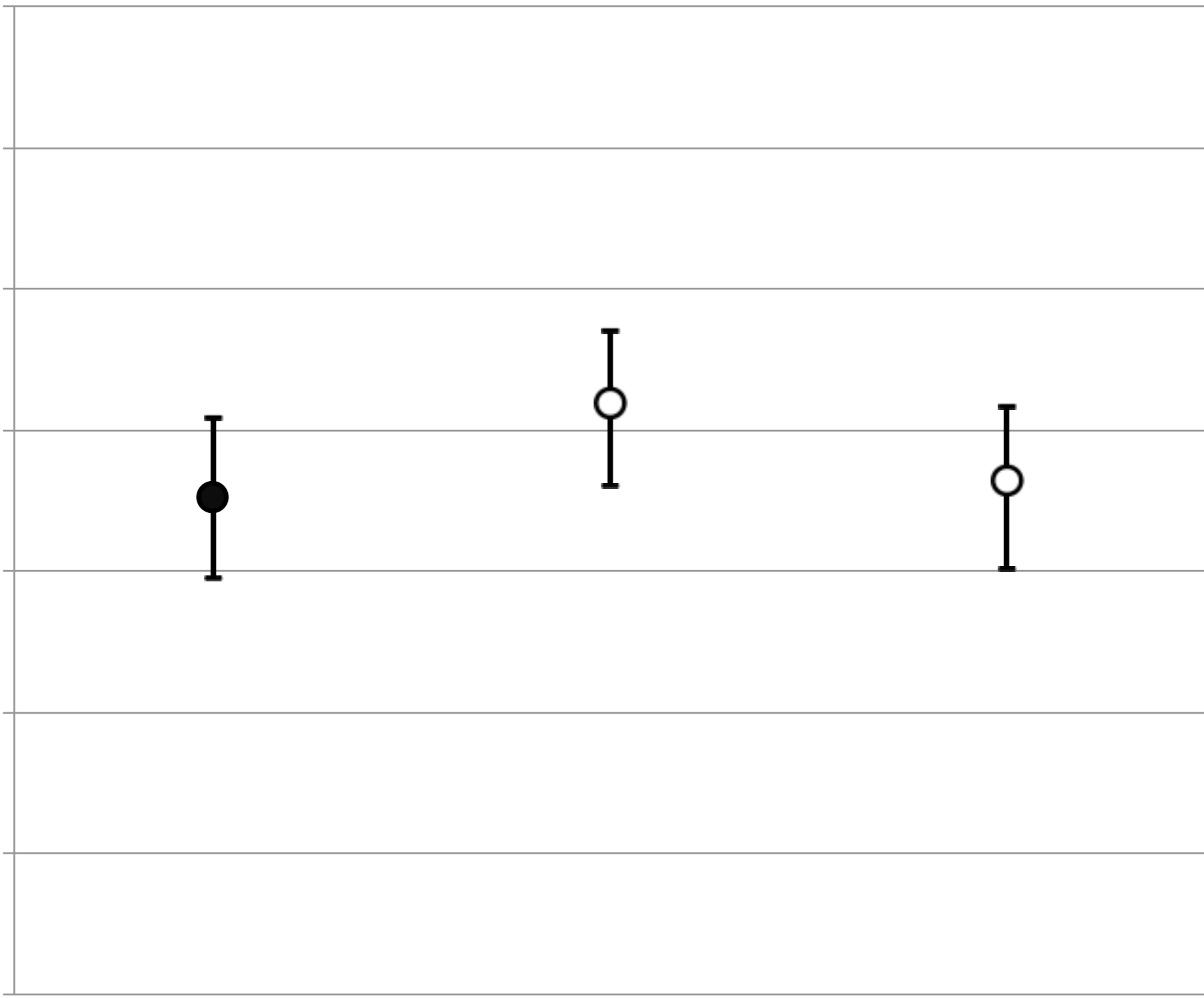
0.06

0.05

Observed
HUI

Equal
opportunity
for health

Policy
amenability



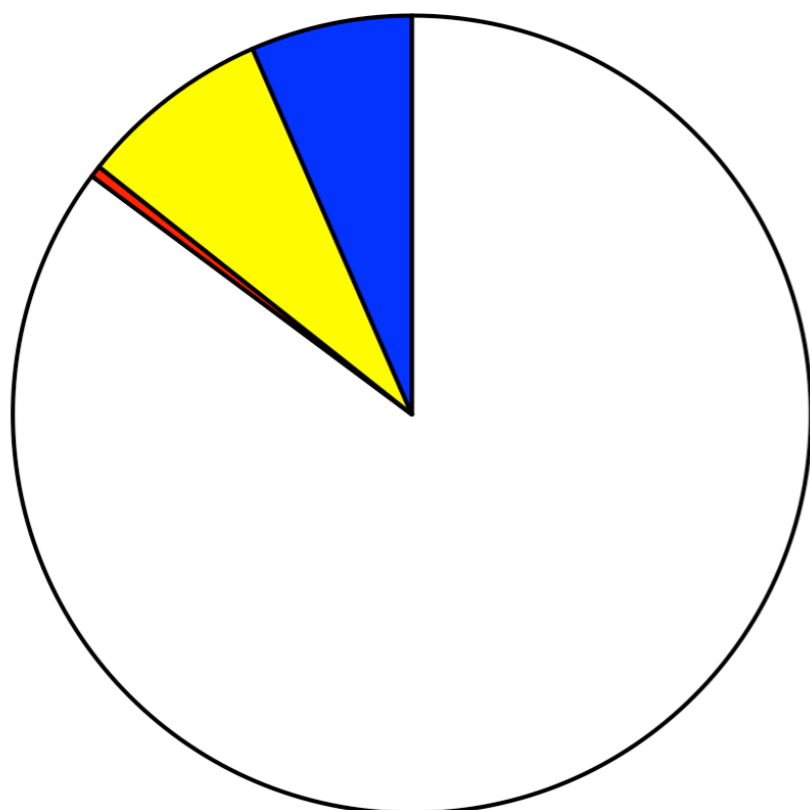
Contribution of ethically and policy relevant attributes to explainable univariate inequity

Attribute	Equal opportunity for health	Policy amenability
Income	6.5%	1.4%
Education	0.5%	1.0%
Sex	0.3%	0.2%
Race	0.1%	0%
Unexplained variation	85.2%	82.4%

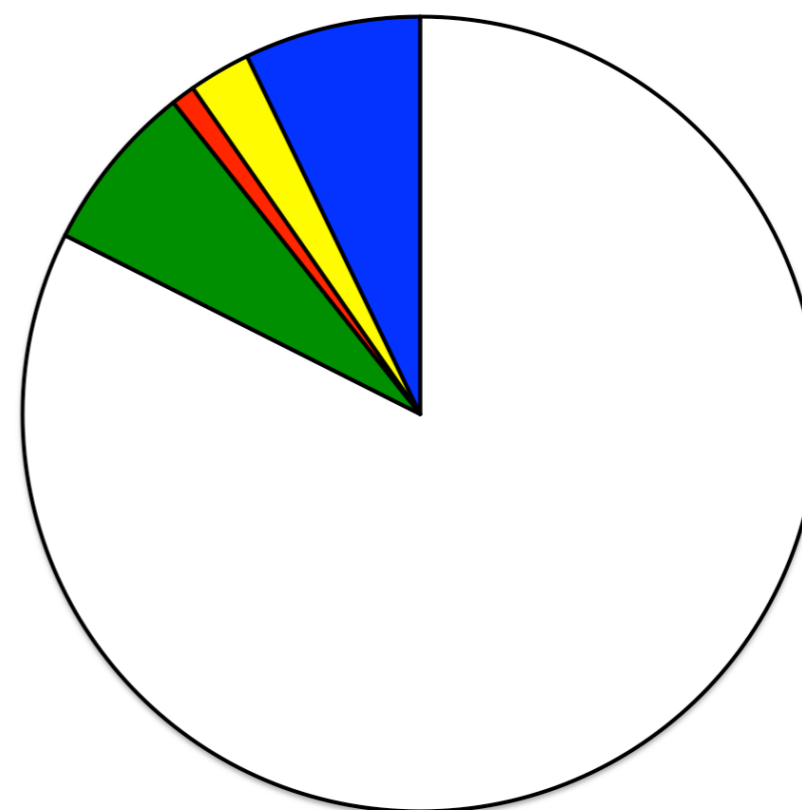
Based on regression-based decomposition
Adjusted for all other variables in the model

Decomposition of univariate inequity

Equal opportunity
for health



Policy
amenability



Residual

Social background

Individual preference

Health care supply

Available information

Summary of results



- Regression model explained about 20% of the variation in the observed HUI
- Two definitions of health inequity did not yield statistically significant differences in the estimated amount of univariate inequity
- Income and health care showed strong associations with the unfair HUI

Implications



- Definitions of health inequity, vigorously debated in the field, may have limited empirical significance
- We may have enough conceptual clarity to proceed with policy
- We might miss an important aspect of health inequity by only relying on a priori assumptions about attributes with which we should assess health inequity

Contact information

Yukiko Asada, PhD

Department of Community Health & Epidemiology,
Dalhousie University, Canada

yukiko.asada@dal.ca / tel: +1-902-494-1421

Funding

Nova Scotia Health Research Foundation Research
Enterprise Development Initiatives

Canadian Institutes of Health Research (CIHR) New
Investigator Award